



## Year 2 Home Learning Pack

### Week 2






We hope that you will find some of these ideas helpful whilst you are at home with your child.

We have tried to make them as accessible as possible and there is no need to print anything off.




Also, don't forget to check twitter for more fun and exciting challenges for the children.

If you would like to share your work, or show us what you have been up to then tweet us  
@Y2Carfield.

**Reciprocal reading:**

 <p>The Tiger Who Came to Tea Judith Kerr</p>	<p>Look at the front cover of <i>The Tiger Who Came to Tea</i>. Predict what you think the story is going to be about?</p> <p>I predict that..... I think this because .....</p>
 <p>The Tiger Who Came to Tea Judith Kerr</p>	<p>Listen to the story on Youtube <a href="https://www.youtube.com/watch?v=BXgW9UCgpc8">https://www.youtube.com/watch?v=BXgW9UCgpc8</a></p>
<p>Can you think of some adjectives to describe the tiger?</p>	
<p>How would your family react if a tiger wanted to come to tea?</p>	<p>In a speech bubbles, write what your family might say if a tiger came to tea. Can you think of 3 different sentences?</p>

**English:**



<p><b>Reading:</b></p>  <p><a href="https://www.slideshare.net/mobile/35candos/beegu">https://www.slideshare.net/mobile/35candos/beegu</a></p> <p><a href="https://youtu.be/OaX_zGZO0Y8">https://youtu.be/OaX_zGZO0Y8</a></p>	<p><b>Write a blurb for this book.</b></p> <p>Remember, the blurb is a small bit of writing on the back of the book that suggests what the book is going to be about.</p>
<p><b>Retell the story of Beegu.</b></p>	<p><b>Draw your own pictures in order to retell the story</b></p> 
<p><b>Write sentences about how you think Beegu felt.</b></p> <div data-bbox="199 975 772 1377" style="border: 1px solid blue; padding: 5px;"> <p><b>Beegu Word Mat</b></p>  <p>yellow    sad    lonely    perfect place</p> <p>afraid    alone    scared    upset</p> <p>soft    friendly    goodbye</p> <p>mother    relieved</p> <p>lost    Beegu    happy    friends</p> <p>school    children    Earth    creatures</p> </div>	<p><b>Don't forget:</b></p> <ul style="list-style-type: none"> <li>• Capital letters and full stops</li> <li>• adjectives</li> </ul> <p><b>Challenge:</b></p> <ul style="list-style-type: none"> <li>• Use a variety of conjunctions</li> <li>• Vary your sentence starters</li> </ul>

**Maths:**

<p>Lesson 1: Find three quarters You are able to watch this lesson on <a href="https://whiterosemaths.com/homelearning/year-2/">https://whiterosemaths.com/homelearning/year-2/</a> Week 3</p>	<p>Worksheet <a href="https://wrm-13b48.kxcdn.com/wp-content/uploads/2020/homelearning/year-2/Lesson-1-Y2-Spring-Block-4-WO11-Find-three-quarters-2019.pdf">https://wrm-13b48.kxcdn.com/wp-content/uploads/2020/homelearning/year-2/Lesson-1-Y2-Spring-Block-4-WO11-Find-three-quarters-2019.pdf</a></p>
<p>Lesson 2: Count in fractions You are able to watch this lesson on <a href="https://whiterosemaths.com/homelearning/year-2/">https://whiterosemaths.com/homelearning/year-2/</a> Week 3</p>	<p>Worksheet <a href="https://wrm-13b48.kxcdn.com/wp-content/uploads/2020/homelearning/year-2/Lesson-2-Y2-Spring-Block-4-WO12-Count-in-fractions-2019.pdf">https://wrm-13b48.kxcdn.com/wp-content/uploads/2020/homelearning/year-2/Lesson-2-Y2-Spring-Block-4-WO12-Count-in-fractions-2019.pdf</a></p>
<p>Lesson 3: Measure length (cm) You are able to watch this lesson on <a href="https://whiterosemaths.com/homelearning/year-2/">https://whiterosemaths.com/homelearning/year-2/</a> Week 3</p>	<p>Worksheet <a href="https://wrm-13b48.kxcdn.com/wp-content/uploads/2020/homelearning/year-2/Lesson-3-Y2-Spring-Block-5-WO1-Measure-length-cm-2019.pdf">https://wrm-13b48.kxcdn.com/wp-content/uploads/2020/homelearning/year-2/Lesson-3-Y2-Spring-Block-5-WO1-Measure-length-cm-2019.pdf</a></p>
<p>Lesson 4: Measure length (m) You are able to watch this lesson on <a href="https://whiterosemaths.com/homelearning/year-2/">https://whiterosemaths.com/homelearning/year-2/</a> Week 3</p>	<p>Worksheet <a href="https://wrm-13b48.kxcdn.com/wp-content/uploads/2020/homelearning/year-2/Lesson-4-Y2-Spring-Block-5-WO2-Measure-length-m-2019.pdf">https://wrm-13b48.kxcdn.com/wp-content/uploads/2020/homelearning/year-2/Lesson-4-Y2-Spring-Block-5-WO2-Measure-length-m-2019.pdf</a></p>
<p>Lesson 5: Compare length You are able to watch this lesson on <a href="https://whiterosemaths.com/homelearning/year-2/">https://whiterosemaths.com/homelearning/year-2/</a> Week 3</p>	<p>Worksheet <a href="https://wrm-13b48.kxcdn.com/wp-content/uploads/2020/homelearning/year-2/Lesson-5-Y2-Spring-Block-5-WO3-Compare-lengths-2019.pdf">https://wrm-13b48.kxcdn.com/wp-content/uploads/2020/homelearning/year-2/Lesson-5-Y2-Spring-Block-5-WO3-Compare-lengths-2019.pdf</a></p>

**Don't forget**  
 Have a go at Daily practise <https://www.topmarks.co.uk/maths-games/daily10>  
 Challenge yourself on Times Table Rock stars <https://play.ttrockstars.com/auth>

**Topic activities:**

<p><b>GEOGRAPHY:</b> Can you find the national flag for Mexico?</p>	<p>What does each part of the flag represent? Challenge: Can you make your own Mexican flag?</p>
<p><b>ART:</b> Can you find out about Frida Kahlo?</p>	<p>Who is she? Why is she famous?</p> 
<p><b>ART:</b> Can you create or design your own sombrero?</p> <p>Challenge: What is the history of a sombrero and why do people wear them?</p>	

**Keep active:**

Cosmic kids: <https://www.youtube.com/user/CosmicKidsYoga>

Joe Wicks <https://www.youtube.com/channel/UCAxW1XT0iEJo0TYIRfn6rYQ>

Go noodle <https://app.gonoodle.com/>

Super Movers <https://www.bbc.co.uk/teach/supermovers/ks1-collection/zbr4scw>

Disney 10 minute shake up videos <https://www.nhs.uk/10-minute-shake-up/shake-ups>